FRONT ELEVATION 1/4" = 1'-0"

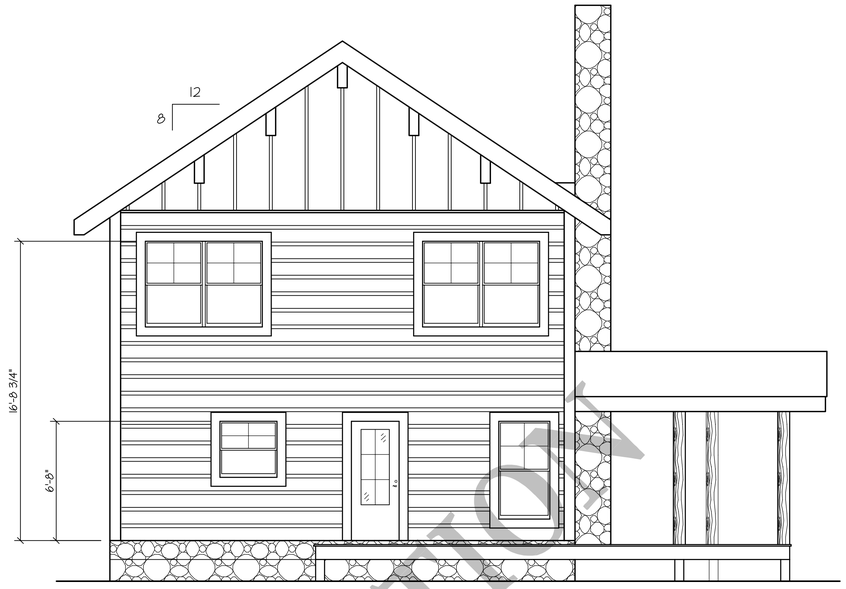

REAR ELEVATION 1/4" = 1'-0"

LEFT ELEVATION 1/4" = 1'-0"

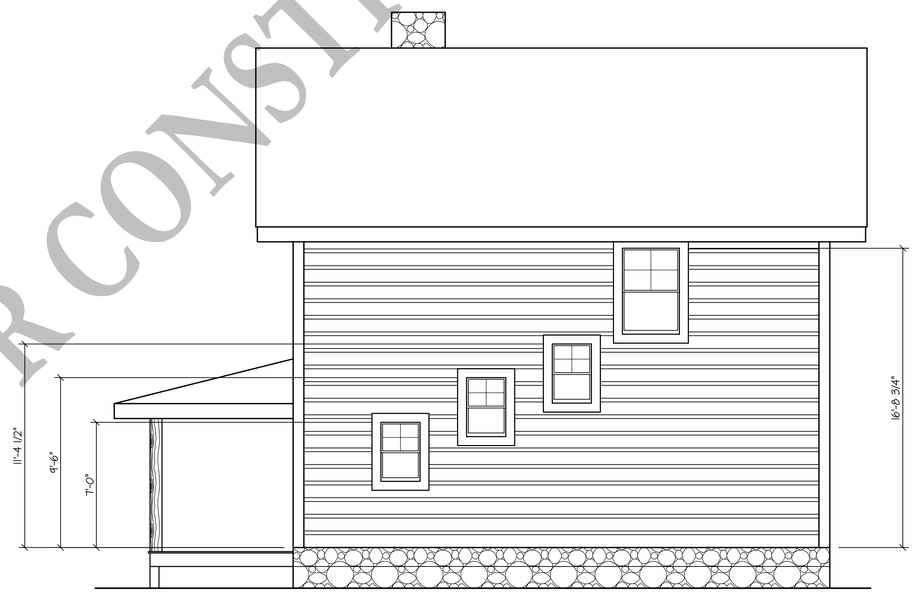

RIGHT ELEVATION 1/4" = 1'-0"

STUDY SET
NOT TO BE
USED FOR CONSTRUCTION

BARNA Log Homes of Georgia
P.O. BOX 1011, 512 HWY. 382 W
ELLIJAY, GEORGIA 30540
Phone: 706-273-7140 Fax: 706-273-2004

Barna Log Homes of Georgia, Inc. Disclaimer:
These designs and plans contained herein are the sole intellectual property of Barna Log Homes of Georgia, Inc. and as such are protected under United States and International Copyright Law. Any modifications to these designs or plans derived directly from this material remain the property of Barna Log Homes of Georgia, Inc.
There is no warranty either implied or explicit as to the conformance of these designs to the client's local building codes. The client is responsible for adherence Engineer or Architect if required.
All Rights Reserved Barna Log Homes of Georgia, Inc. 2006

Engineer and Architect Seals:

A Custom Home:

Model "D"

Date:	Revisions:

PA or DSA Number:	??????
Dealer:	M Grant
DWG File Name:	Model T4
Drawn By:	MW
Checked By:	MG
Sheet Title:	Elevations

Client:

Verde

01

Sheet 1 Of 5

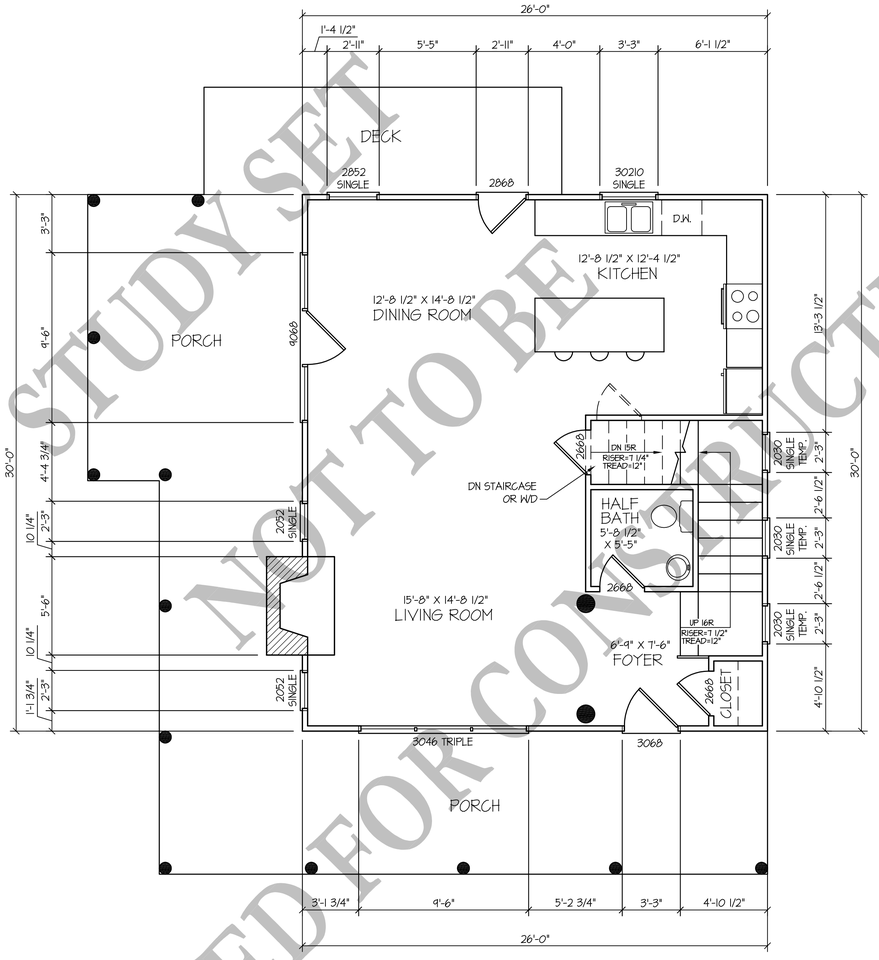

STUDY SET
NOT TO BE USED FOR CONSTRUCTION

1st FLOOR PLAN

1/4" = 1'-0"

BARNA Log Homes of Georgia
P.O. BOX 1011, 512 HWY. 382 W
ELLIJAY, GEORGIA 30540
Phone: 706-273-7140 Fax: 706-273-2004

Barna Log Homes of Georgia, Inc. Disclaimer:
These plans are the exclusive property of Barna Log Homes of Georgia, Inc. and as such are protected under the Federal Copyright Act. Any reproduction, duplication, publication or transmission of these plans without the written consent of Barna Log Homes of Georgia, Inc. is strictly prohibited.
There is no warranty either implied or explicit as to the conformance of these drawings to local building codes. The builder is responsible for adherence Engineer or Architect if required.
All Rights Reserved Barna Log Homes of Georgia, Inc. 2006

Engineer and Architect Seals:

A Custom Home:

Model "D"

Date:	Revisions:

PA or DSA Number:	??????
Dealer:	M Grant
DWG File Name:	Model T4
Drawn By:	MW
Checked By:	MG
Sheet Title:	Floor Plan

Client:

Verde

02

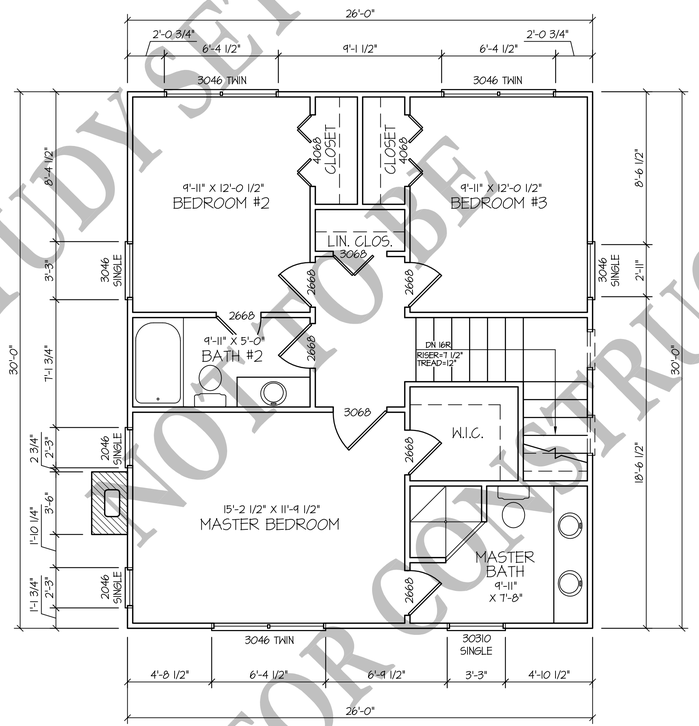

2nd FLOOR PLAN

1/4" = 1'-0"

STUDY SET
NOT TO BE
USED FOR CONSTRUCTION

BARNA Log Homes of Georgia

P.O. BOX 1011, 512 HWY. 382 W
ELLIJAY, GEORGIA 30540
Phone: 706-273-7140 Fax: 706-273-2004

Barna Log Homes of Georgia, Inc. Disclaimer:
This plan is the exclusive property of Barna Log Homes of Georgia, Inc. and as such are protected under the United States and International Copyright Law. Any recreation, duplication, or use of this plan without the written consent of Barna Log Homes of Georgia, Inc. is strictly prohibited.
There is no warranty either implied or explicit as to the conformance of these design to local building codes. Barna Log Homes of Georgia, Inc. is not responsible for adherence Engineer or Architect if required.
All Rights Reserved Barna Log Homes of Georgia, Inc. 2006

Engineer and Architect Seals:

A Custom Home:

Model "D"

Date:	Revisions:

PA or DSA Number:	??????
Dealer:	M Grant
DWG File Name:	Model T4
Drawn By:	MW
Checked By:	MG
Sheet Title:	Floor Plan

Client:
Verde

03

Sheet 3 Of 5

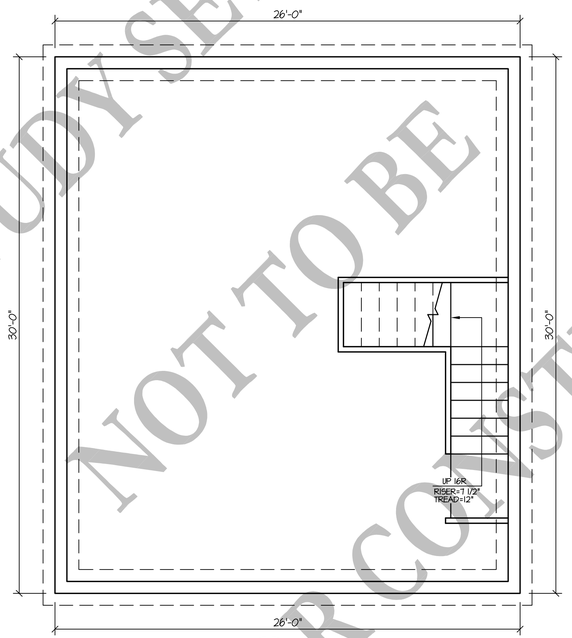

FOUNDATION
(BASEMENT)

1/4" = 1'-0"

STUDY SET
NOT TO BE
USED FOR CONSTRUCTION

BARNA Log Homes of Georgia
P.O. BOX 1011, 512 HWY. 382 W
ELLIJAY, GEORGIA 30540
Phone: 706-273-7140 Fax: 706-273-2004

Barna Log Homes of Georgia, Inc. Disclaimer:
These designs and plans contained herein are the sole intellectual property of Barna Log Homes of Georgia, Inc. and as such are protected under United States and International Copyright Law. Any modifications to these designs or plans contained herein are the property of Barna Log Homes of Georgia, Inc.

There is no warranty either implied or explicit as to the conformance of these designs to the client's local building codes. The client is responsible for adherence Engineer or Architect if required.

All Rights Reserved Barna Log Homes of Georgia, Inc. 2006

Engineer and Architect Seals:

A Custom Home:

Model "D"

Date:	Revisions:

PA or DSA Number:	??????
Dealer:	M Grant
DWG File Name:	Model T4
Drawn By:	MW
Checked By:	MG
Sheet Title:	Foundation

Client:
Verde

04

Sheet 4 Of 5